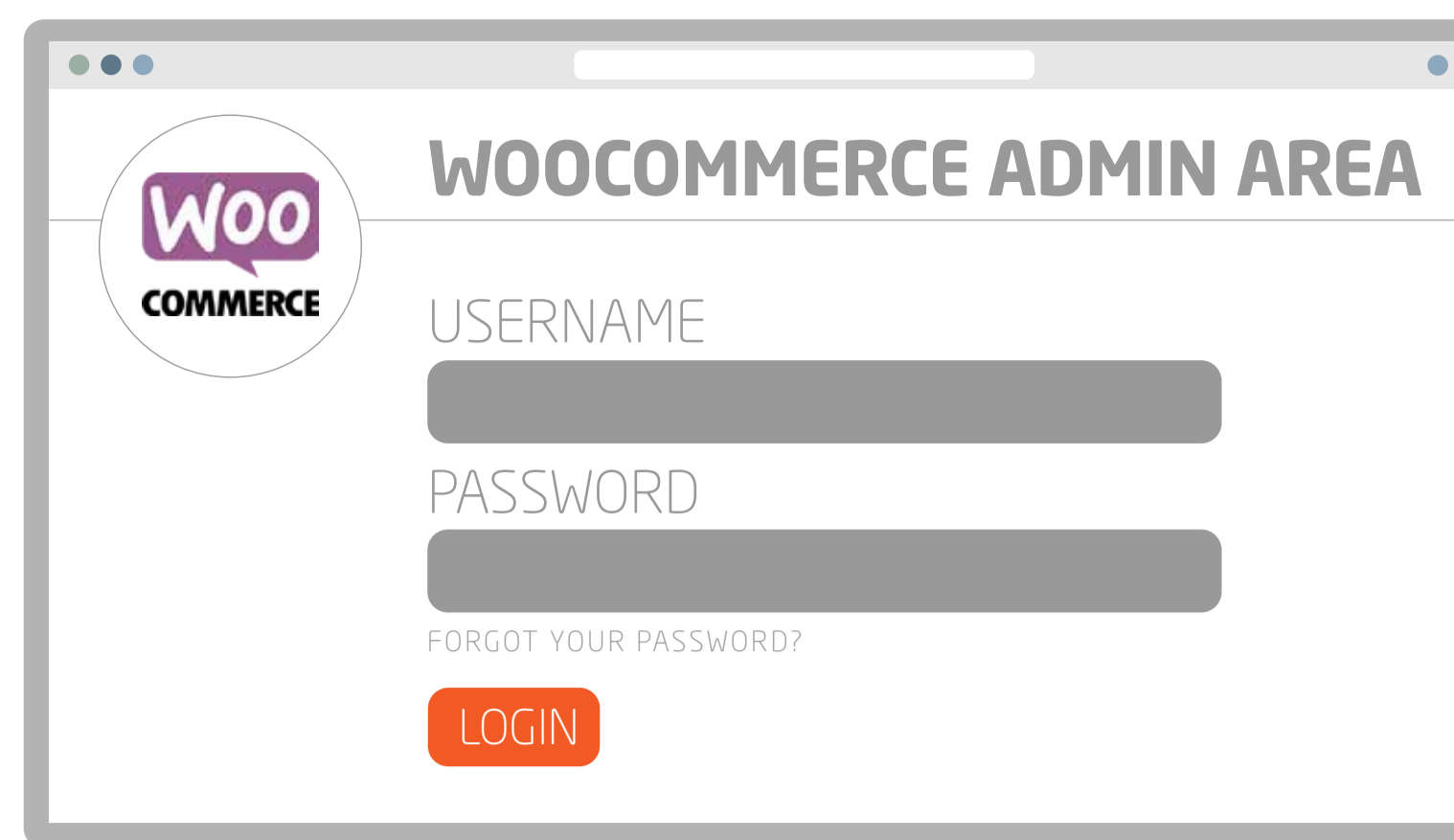


Extract the downloaded Sezame Woocommerce Plugin zipfile in the root directory of your Magento installation.



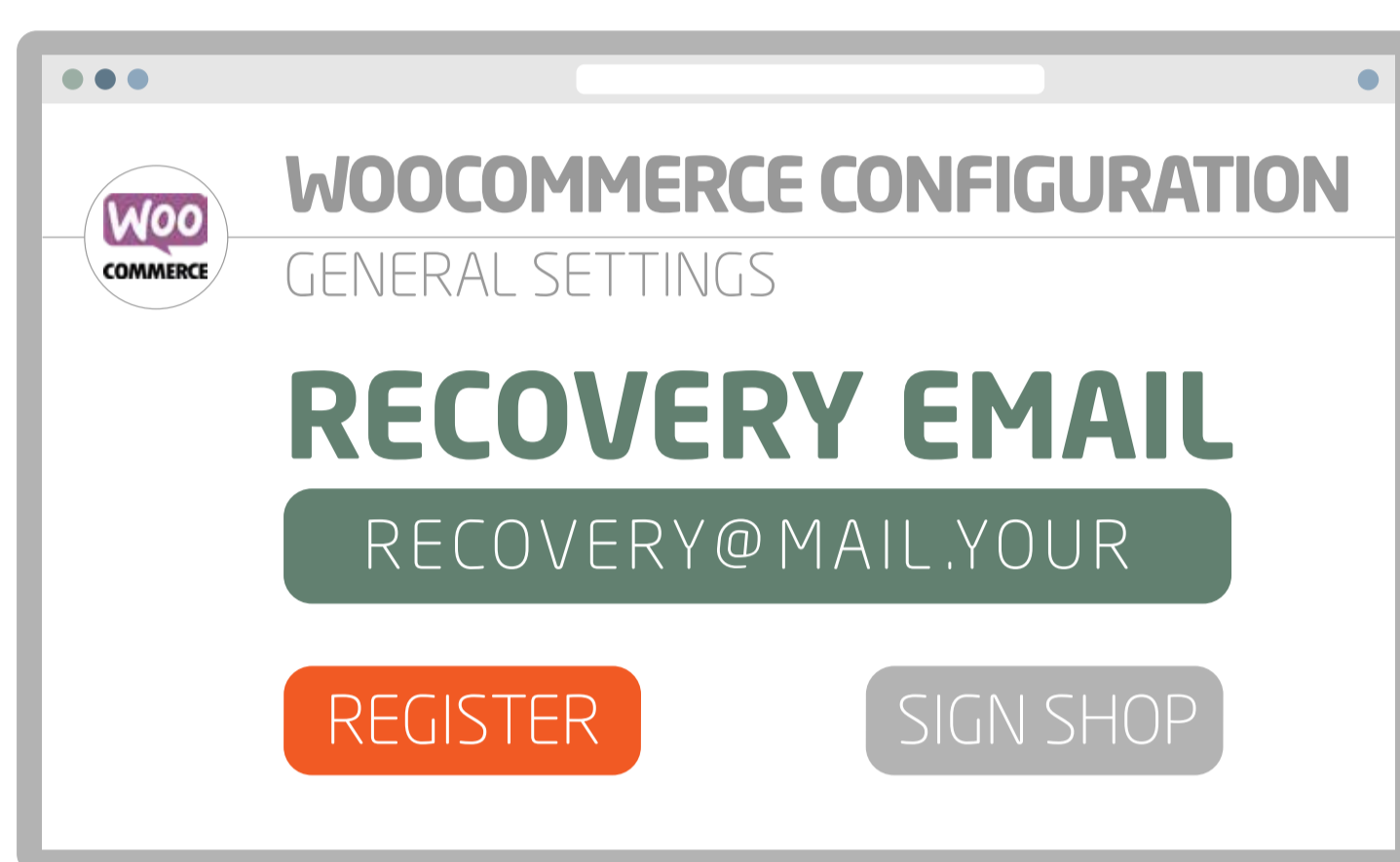

After extracting the plugin, login to the Woocommerce admin area and go to:

System → Configuration → Customers → Sezame


## 1 THE AUTOMATIC WAY

The auto-setup is recommended for new Installations, but requires the Sezame app installed on your Smartphone and a functional internet connection.

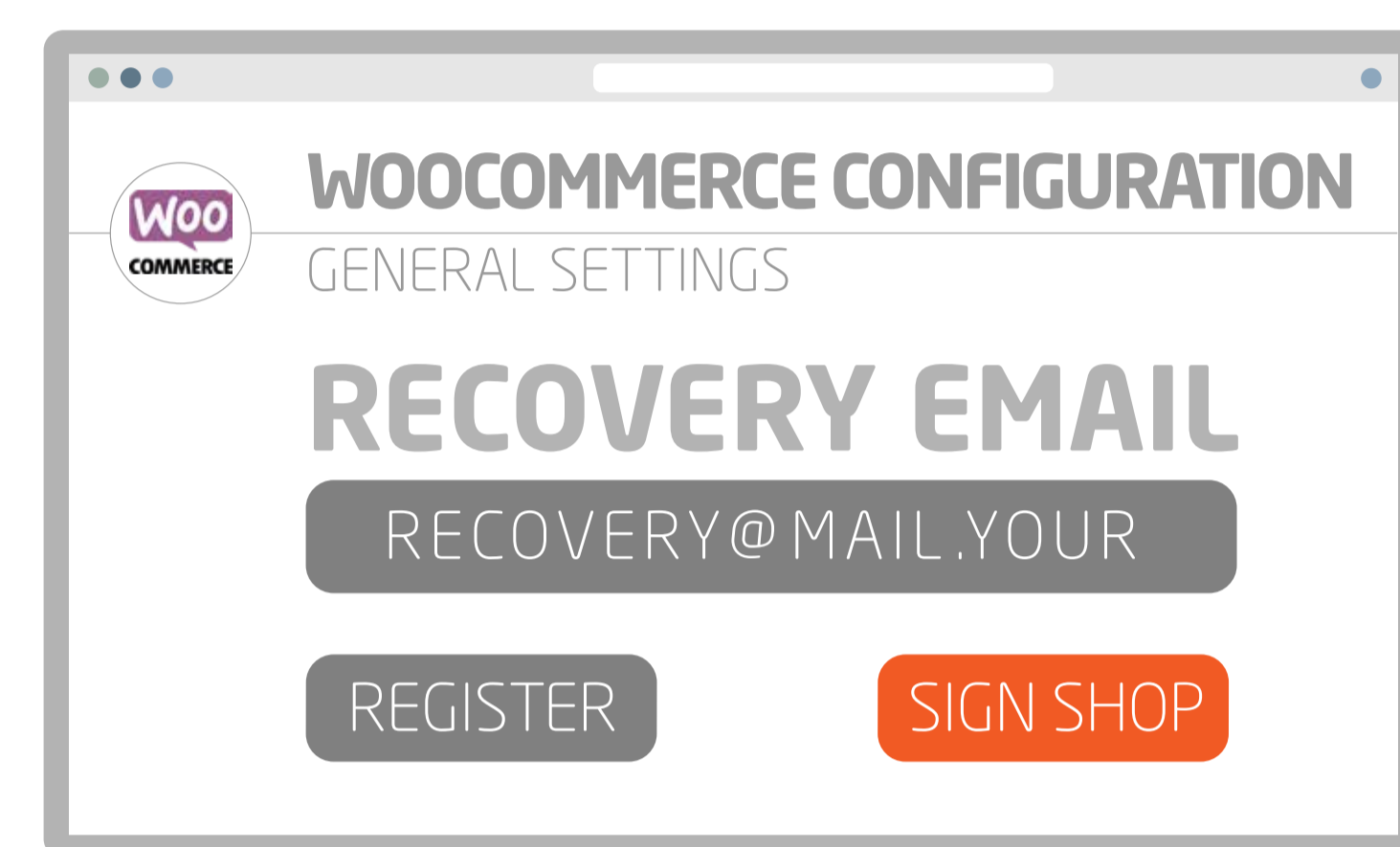
For the automatic setup you have to enter your recovery E-Mail address, which you entered during the app installation process. After entered and saved the recovery E-Mail you can press the Register button. You have to acknowledge this on the Sezame App. Once this step has been completed, you can press the Sign button for obtaining the certificate, after that Sezame is functional.



ENTER RECOVERY E-MAIL ADDRESS AND START THE REGISTRATION PROCESS



ACKNOWLEDGE VIA APP



PRESS THE SIGN BUTTON FOR OBTAINING THE CERTIFICATE, AFTER THAT SEZAME IS FUNCTIONAL.

## 2 THE MANUAL SETUP

The manual setup allows you to enter the credentials manually. The credentials can be obtained via Sezame support channels, App installation is no needed. This is also the recommended way, if you have existing credentials.



REQUIREMENTS



CERTIFICATE SIGNING REQUEST




CERTIFICATE


The manual setup needs the client code, a unique identifier for your shop, this can be obtained by the Sezame support channels. After entering the Client code, you can generate the CSR by pressing the „Make CSR“ button, you have to transmit the CSR to Sezame and you will get back the certificate which must be pasted in the Certificate field.

## 3 CUSTOMER VIEW

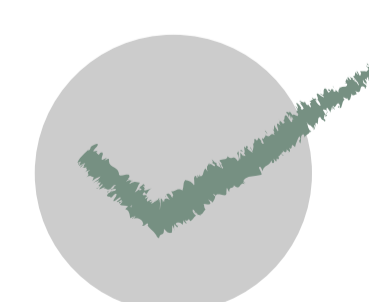
After pressing the USE SEZAME button, a QR code appears, this QR code must be scanned using the Sezame app.




PRESS THE „USE SEZAME“ BUTTON



SCAN SHOWN QR CODE WITH YOUR SEZAME APP



CUSTOMER IS NOW LOGGED IN



ONCE THIS STEP HAS BEEN COMPLETED, THE USER IS ABLE TO LOGIN INTO THE WOOCOMMERCE WEBSHOP USING SEZAME.